

R11100

ROTATING TELEHANDLER



KEY FEATURES & BENEFITS

- 3-in-1 Capability: Along with material handling, rotating telehandlers function as mobile elevating work platforms and rough-terrain cranes.
- Confidence-Inspiring Technology: Features automatic attachment recognition, a Load Management Information System (LMIS) and Load Stability Indicator (LSI).
- 360-Degree Continuous Rotation: Full rotation of the upper frame allows for both horizontal and vertical lifting.
- Standard Attachments and Accessories: 48-in standard carriage and forks, outrigger pads, LED worklights, and boom camera.

ATTACHMENTS

General Purpose Bucket	94.5-in, 2.0-cu yd
Truss Boom	8-ft / 2.4-m
Truss Boom with Winch	9-ft / 2.7-m
Standard Carriage	48-in / 1.2-m
Fork Positioning Carriage	48-in / 1.2-m
360 Degree Rotating Carriage	48-in / 1.2-m
Work Platform	7-ft / 2.1-m
Extendable Trilateral Work Platform	8-ft to 13-ft 6-in / 2.4-m to 4.1-m
Coupler Mounted Winch	11,000-lb / 4,990-kg
Coupler Mounted Hook	

ACCESSORIES & OPTIONS

- Brick Guard
- Hydraulic Coupler
- Dual Auxiliary Hydraulics
- White Noise Back Up Alarm

STANDARD SPECIFICATIONS

Performance

Rated Capacity	11,000-lb / 5,000-kg
Maximum Lift Height	97-ft / 29.6-m
Load at Max Height	4,400-lb / 1,900-kg
Maximum Forward Reach	86-ft / 26-m
Load at Max Reach	300-lb / 140-kg
Frame Leveling	±6 Degrees
Lift Speed (boom retracted) – Up	14.5 seconds
Lift Speed (boom retracted) – Down	9.5 seconds
Boom Speed – Extended	29 seconds
Boom Speed – Retracted	14 seconds
Top Travel Speed (Foam-Filled)	12.4 mph / 20 km/h
Drawbar Pull (loaded)	22,500-lb / 100-kN
Outside Turning Radius	14-ft 5-in / 4.4-m
Operating Weight	52,650-lb / 23,882-kg

Engine

Make and Model	FPT NEF-N4.5 Tier 4B
No. of Cylinders	4
Displacement	274 cu in / 4.5 L
Gross Power Basic	168 hp / 125 kW
Maximum Torque @ 1,500 rpm	524 lb-ft / 710 Nm
Fuel Tank Capacity	58.1 gal / 220 L

Transmission

Hydrostatic 2-speed

Axles

Trunnion mounted planetary 35-Degree steer axles
High bias limited slip differential on front axle

Brakes

Service brakes are inboard wet disc brake on front and rear axles and include inching. Parking brakes are wet disc spring-applied hydraulic release on front axle.

Tires

Standard	Foam Filled Tires AGP23 18 x 22.5 Lug Tread
Optional	Air Tires AR01 44S/65 R22.5 Turf Tread Air Tires AGP23 18 x 22.5 Lug Tread

Cab

- Adjustable Seat
- Horn
- Retractable Sunscreen
- Heat and Air Conditioning
- Reversing Camera
- Enclosed Cab
- Road Lights
- Certified ROPS/FOPS Structure
- Tilt & Auxiliary Hydraulics on Joystick
- Dual Joystick Controls

Steering 4-Wheel

Power Steering
Operator selectable 4-Wheel Circle, 4-Wheel Crab, 2-Wheel Front

Instruments

- Hourmeter
- Voltmeter
- Fuel Gauge
- DEF Gauge
- Engine Oil Pressure Gauge
- Temperature Gauge

Hydraulic System-Implement

Capacity 84.5 gal / 320 L
Load Sense Piston Pump. Auxiliary hydraulics used for all attachments equipped with cylinders or other hydraulic components.

R11100

ROTATING TELEHANDLER




DIMENSIONS

All dimensions are approximate



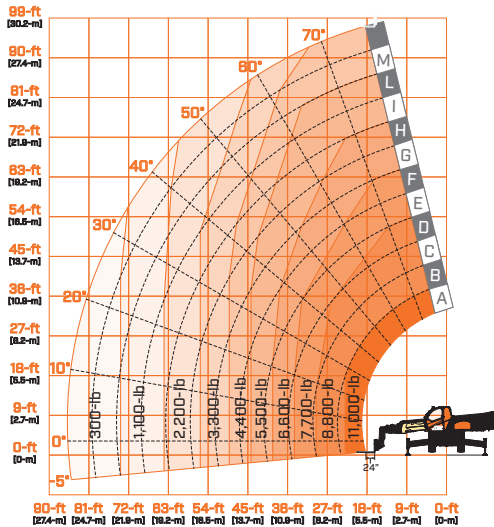
- A. Machine Length 330.7-in / 8400-mm
- B. Machine Width 98.4-in / 2500-mm
- C. Wheelbase 129.9-in / 3300-mm



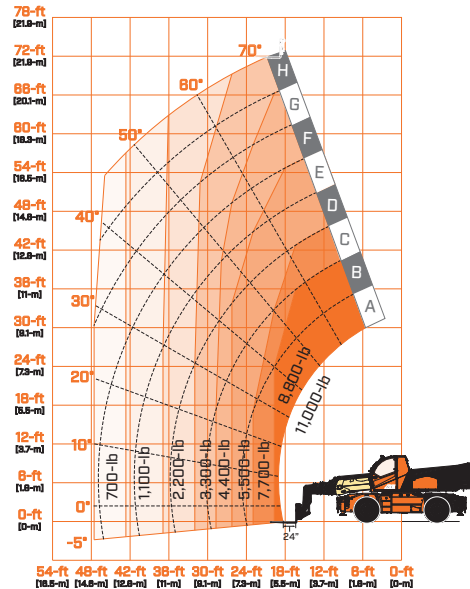
- D. Machine Height 121.9-in / 3095-mm
- E. Ground Clearance 16.5-in. / 420-mm

LOAD CHART

Outriggers Down



Outriggers Up



We provide coverage for one (1) full year on the entire machine, two (2) full years or 2,000 hours on the drivetrain and cover all specified major structural components for five (5) years. Due to continuous product improvements, we reserve the right to make specification and/or equipment changes without prior notification.



JLG INDUSTRIES, INC.
Toll-free US 877-JLG-LIFT
JLG.com

An Oshkosh Corporation Company